



# How To: No Sew Blankets

Supplies: 2 pieces of fleece (2yds for adult, 1.5yds for child, 1yd for baby,) 4x4 inch piece of cardboard, scissors. Optional: rotary cutter


Step 1: Lay pieces of fleece on top of one another and smooth them out. Trim the edges.




Step 2: Using the template cut a square out of both pieces of fleece. Do this for all four corners.



Step 3: Cut 4 inch long strips along the edge. These are 1 1/4 inch wide.



Step 4: Fold each strip up and cut a small strip on the fold. This is the hole for tying so the smaller the better.



Step 5: Turn the strip up and pull it through the hole, tying it into a knot.



Step 6: Continue tying the slits all the way around, pulling them taut.

